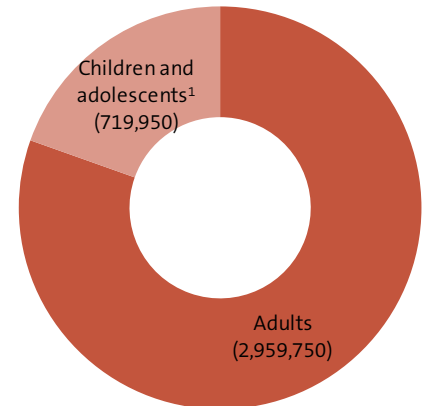
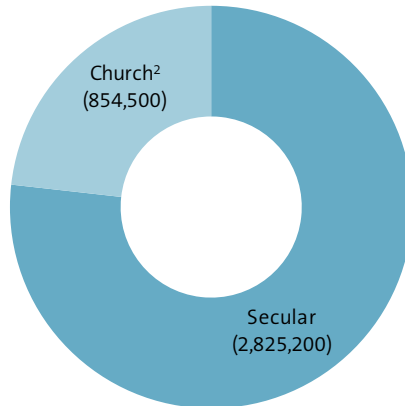
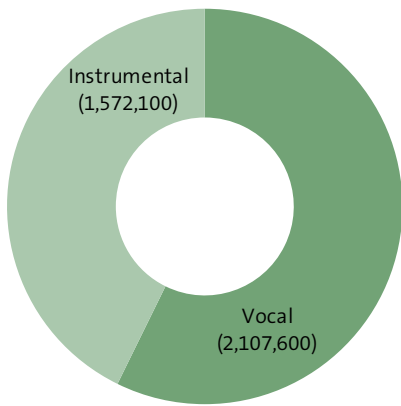


» Amateur instrumental and vocal music-making by association

Active and associate members of instrumental and choral associations, 2017-18

Total members: (3,679,700)

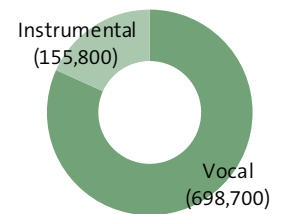
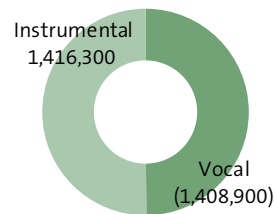
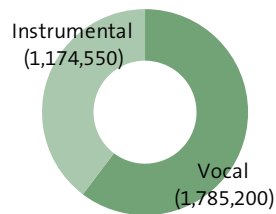
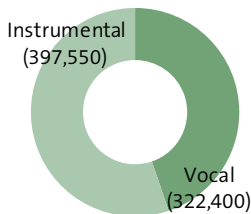


Children and adolescents¹
Total: (719,950)

Adults
Total: (2,959,750)

Secular associations
Total: (2,825,200)

Church associations²
Total: (854,500)



Note: The above figures are based on reports from ten secular umbrella associations of amateur music-making, the Working Committee of the Administrative Bodies and Departments for Church Music in Germany's Dioceses and the statistical publications of the German Evangelical Church. As the surveys differ in their polling criteria and time periods, and as there was no information or only estimates for some areas, the figures merely represent orders of magnitude. See page 3 for footnotes and detailed information on sources and methodology.



» Amateur instrumental and vocal music-making by association

	Orchestras, ensembles and choruses		Active members		Children and adolescents ¹				Total membership (active and associate) ²	
					Absolute figures		%			
	2017-18	2015-16	2017-18	2015-16	2017-18	2015-16	2017-18	2015-16	2017-18	2015-16

Amateur instrumental groups

Secular associations										
Wind orchestras and marching bands	15,000	15,000	475,000	483,000	270,000	280,000	57	58	1,250,000	1,250,000
National Union of German Music Associations (BDMV)	15,000	15,000	475,000	483,000	270,000	280,000	57	58	1,250,000	1,250,000
Accordion orchestras	3,050	3,200	78,500	80,000	61,500	60,800	78	76	98,000	99,500
German Harmonica Association (DHV)	3,050	3,200	78,500	80,000	61,500	60,800	78	76	98,000	99,500
Mandolin orchestras, zither ensembles	530	550	12,000	12,300	4,350	4,400	36	36	20,100	17,700
Federation of German Mandolin and Guitar Players (BDZ)	480	500	10,500	10,800	4,000	4,100	38	38	18,400	16,000
German Zither Music Federation (DZB)	50	50	1,500	1,500	350	300	23	20	1,700	1,700
Symphony and string orchestras	1,100	1,080	47,700	45,500	22,900	22,000	48	48	48,200	45,300
Federal Association of German Amateur Orchestras (BDLO) ³	820	800	32,200	30,400	(7,400)	(6,900)	(23)	(23)	32,400	30,500
Jeunesses Musicales Germany	280	280	15,500	15,100	15,500	15,100	100	100	15,800	15,500
Total secular associations	19,680	19,830	613,200	620,800	(358,750)	(367,200)	(59)	(59)	1,416,300	1,412,500
Church associations										
Brass groups in the Evangelical Church ⁴	5,870	5,970	89,700	90,900	(30,500)	(27,300)	(34)	(30)	n/a	n/a
Other instrumental groups in the Evangelical Church ⁵	4,680	5,020	37,500	39,900	n/a	n/a	n/a	n/a	n/a	n/a
Instrumental ensembles in the Catholic Church ⁶	2,790	2,840	28,600	27,700	8,300	n/a	29	n/a	n/a	n/a
Total church associations	13,340	13,830	155,800	158,500	(38,800)	(27,300)	(33)	(30)	(155,800)	(158,500)
Total amateur instrumental music	33,020	33,660	769,000	779,300	(397,550)	(394,500)	(54)	(55)	(1,572,100)	(1,571,000)

Amateur vocal groups

Secular associations										
German Choral Association (DCV) ⁷	21,260	22,700	(1,358,000)	(1,357,100)	(150,800)	(156,000)	11	11	(1,358,000)	(1,357,100)
Association of German Concert Choirs (VDKC)	550	530	30,600	29,300	3,000	4,400	10	15	37,000	35,500
Working Group for Young People's Music (AMJ)	190	210	11,400	12,100	6,600	7,000	58	58	12,900	13,500
International Music Work Group (IAM)	n/a	n/a	1,300	1,300	800	800	62	62	1,000	1,300
Total secular associations	(22,000)	(23,440)	(1,401,300)	(1,399,800)	(161,200)	(168,200)	12	12	(1,408,900)	(1,407,400)
Church associations										
Choirs in the Evangelical Church ⁵ , incl. Choral Association of the Evangelical Church in Germany (CEK)	20,140	20,840	370,600	391,800	(86,600)	(96,000)	(23)	(25)	n/a	n/a
Choirs in the Catholic Church ⁶ , incl. General Cecilian Society and Pueri Cantores	13,530	14,760	328,100	357,100	74,600	85,800	23	24	n/a	n/a
Total church associations	33,670	35,600	698,700	748,900	(161,200)	(181,800)	(23)	(24)	(698,700)	(748,900)
Total amateur vocal music	(55,670)	(59,040)	(2,100,000)	(2,148,700)	(322,400)	(350,000)	(15)	(16)	(2,107,600)	(2,156,300)

Total

Grand total secular associations	(41,680)	(43,270)	(2,014,500)	(2,020,600)	(519,950)	(535,400)	(26)	(26)	(2,825,200)	(2,819,900)
Grand total church associations	47,010	49,430	854,500	907,400	(200,000)	(209,100)	(24)	(25)	(854,500)	(907,400)
Grand total amateur instrumental and vocal music	(88,690)	(92,700)	(2,869,000)	(2,928,000)	(719,950)	(744,500)	(25)	(26)	(3,679,700)	(3,727,300)

» Amateur instrumental and vocal music-making by association

Note: The figures are based on reports from the associations listed above and from other statistical sources (see footnotes). As the surveys differ in their polling criteria and time periods, and as there was no information or only estimates for some areas, the figures merely represent orders of magnitude. It should also be borne in mind that many vocalists and instrumentalists perform in more than one ensemble. There is no way to calculate the percentage of dual or multiple memberships using the available data. Figures representing estimates are enclosed in parentheses; the same applies to figures that should be regarded as minimum values owing to lack of information and those resulting from the associations' conflicting polling criteria.

¹ The figures on children and adolescents must be viewed with caution for the following reasons: a) The information from the associations differ in their division into age groups. Some include children, adolescents and young adults up to the age of 27, as per the cutoff age in Germany's Youth Plan (*Bundesjugendplan*), whereas others use a lower cutoff age of up to 18 years. b) Some associations provide no information on children and adolescents, which need not imply that there are no children or adolescents among their active members. The total figures for children and adolescents in the various categories should therefore be regarded as minimum values. c) In some cases the figures for children and adolescents are estimates (see footnotes 3, 4 and 5).

² As the amateur church organisations differ in structure from secular associations, it is not possible to provide information on their associate membership. The total membership in the various categories of amateur church music was thus calculated by taking the number of active members as a minimum value.

³ The figures for children and adolescents are based on an estimate from the Federal Association of German Amateur Orchestras.

⁴ Information taken from *Evangelische Kirche in Deutschland: Die Äußerungen des kirchlichen Lebens*, ed. Evangelische Kirche in Deutschland (EKD) (Hanover, 2017) (data from 2015) and (Hanover, 2015) (data from 2013). Unlike earlier editions of these statistics, the figures for brass ensembles are no longer taken from information supplied by the Evangelical Brass Service in Germany (Evangelischer Posaunendienst in Deutschland, or EPiD), except in the case of the EPiD's estimates regarding children and adolescents, which were used for calculating the absolute numbers for this age group. The numbers of brass ensembles and members found in the statistics of the EKD are lower than those provided by the EPiD, since the latter include all brass choirs and associations active in Germany, including those that do not belong to the EKD. In March 2018 the EPiD listed 6,000 ensembles with more than 100,000 active members, including nearly 30,000 children and adolescents. Moreover, nearly 10,000 associate members are involved in the EPiD.

⁵ Information taken from *Evangelische Kirche in Deutschland: Die Äußerungen des kirchlichen Lebens*, ed. Evangelische Kirche in Deutschland (Hanover, 2017) (data from 2015) and (Hanover, 2015) (data from 2013). The survey lists choruses and instrumental ensembles for children and adolescents as a single figure rather than separating them into choral and instrumental groups. As it is safe to assume that most of the ensembles are choruses, the above chart assigns the information on ensembles for children and adolescents entirely to the choruses. The figures on Evangelical church choirs in the statistics of the EKD are lower than those provided by the Choral Association of the Evangelical Church in Germany (CEK), which also includes singing societies active throughout Germany as well as Austrian member associations. There also exist gospel choruses that view themselves as belonging to Evangelical congregations but are often independently organised and thus may not be included in the EKD's statistics. Most recently the EKD's Sociological Institute listed some 3,000 gospel choruses in 2009; see Petra-Angela Ahrens: *BeGeisterung durch Gospelsingen: Erste bundesweite Befragung von Gospelchören*, ed. Sozialwissenschaftliches Institut der EKD (Hanover, 2009).

⁶ Information from the Working Committee of the Administrative Bodies and Departments for Church Music in Germany's Dioceses (data from 2017 and 2015). The percentage of instrumental groups for children and adolescents and further groups was indicated for the first time in 2017.

⁷ Information from the German Choral Association (DCV) refers to the year 2017 and thus does not take into account the fact that eight statewide choral associations and singing societies left the DCV on 31 December 2017. It should also be noted that owing to alterations in its polling procedures, the DCV has made no distinction between active and associate members since 2013-14. The figures also include children and teachers who sing regularly in kindergartens and daycare centres with FELIX and CARUSOS certification, which have municipal, private or church sponsorship. These survey criteria, which are internal to the association concerned, affect the listed number of active members – a fact that must likewise be taken into account when interpreting the figures.

Source: Compiled and calculated by the German Music Information Centre.