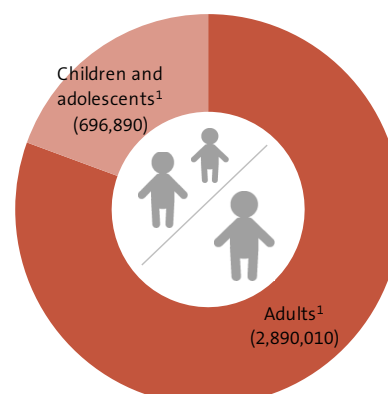
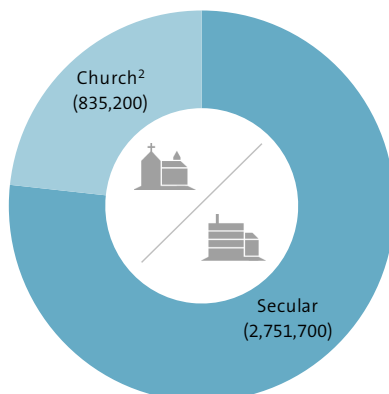
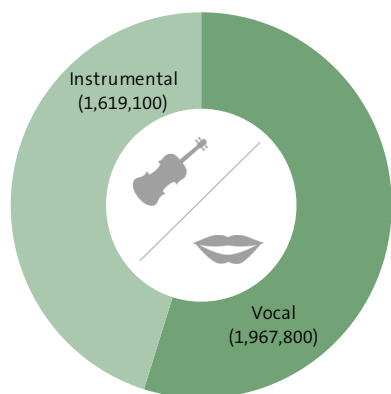


» Amateur instrumental and vocal music-making by association

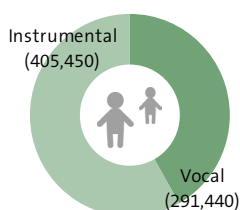
Members of instrumental and choral associations, 2019-20

Total members: (3,586,900)



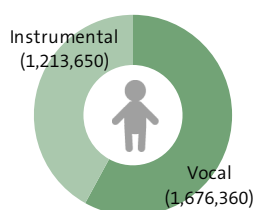
Children and adolescents¹

Total: (696,890)



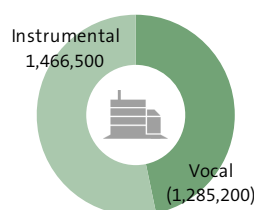
Adults¹

Total: (2,890,010)



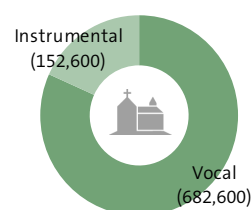
Secular associations

Total: (2,751,700)



Church associations²

Total: (835,200)



Note: The above figures are based on reports from the respective associations and other sources. As the surveys differ in their polling criteria and time periods, and as there was no information or only estimates for some areas, the figures merely represent orders of magnitude. It should also be borne in mind that many vocalists and instrumentalists perform in more than one ensemble. There is no way to calculate the percentage of dual or multiple memberships using the available data.

Figures representing estimates are enclosed in parentheses; the same applies to figures that should be regarded as minimum values owing to lack of information and those resulting from the associations' conflicting polling criteria. See footnotes for detailed information on sources and methodology.



» Amateur instrumental and vocal music-making by association

	Orchestras, ensembles and choruses		Active musicians ³		Children and adolescents ¹				Total membership (incl. associate members) ²	
					Absolute figures		%			
	2019-20	2017-18	2019-20	2017-18	2019-20	2017-18	2019-20	2017-18	2019-20	2017-18

Amateur instrumental groups

Secular associations										
Wind orchestras and marching bands	16,000	15,000	495,000	475,000	280,000	270,000	57	57	1,300,000	1,250,000
National Union of German Music Associations (BDMV)	16,000	15,000	495,000	475,000	280,000	270,000	57	57	1,300,000	1,250,000
Accordion orchestras	2,980	3,050	76,500	78,500	59,500	61,500	78	78	95,500	98,000
German Harmonica Association (DHV)	2,980	3,050	76,500	78,500	59,500	61,500	78	78	95,500	98,000
Mandolin orchestras, zither ensembles	510	530	11,800	12,000	4,250	4,350	36	36	19,900	20,100
Federation of German Mandolin and Guitar Players (BDZ)	470	480	10,400	10,500	4,000	4,000	38	38	18,400	18,400
German Zither Music Federation (DZB)	40	50	1,400	1,500	250	350	18	23	1,500	1,700
Symphony and string orchestras	1,170	1,100	50,600	47,700	24,200	22,900	48	48	51,100	48,200
Federal Association of German Amateur Orchestras (BDLO) ⁴	880	820	34,300	32,200	(7,900)	(7,400)	(23)	(23)	34,400	32,400
Jeunesses Musicales Germany	290	280	16,300	15,500	16,300	15,500	100	100	16,700	15,800
Total secular associations	20,660	19,680	633,900	613,200	(367,950)	(358,750)	(58)	(59)	1,466,500	1,416,300
Church associations										
Brass groups in the Evangelical Church ⁵	5,830	5,870	88,400	89,700	(30,100)	(30,500)	(34)	(34)	n/a	n/a
Other instrumental groups in the Evangelical Church ⁶	4,640	4,680	37,300	37,500	n/a	n/a	n/a	n/a	n/a	n/a
Instrumental ensembles in the Catholic Church ⁷	2,550	2,790	26,900	28,600	7,400	8,300	28	29	n/a	n/a
Total church associations	13,020	13,340	152,600	155,800	(37,500)	(38,800)	(33)	(33)	(152,600)	(155,800)
Total amateur instrumental music	33,680	33,020	786,500	769,000	(405,450)	(397,550)	(54)	(54)	(1,619,100)	(1,572,100)

Amateur vocal groups

Secular associations										
German Choral Association (DCV) ⁸	15,030	21,260	(973,400)	(1,358,000)	(100,400)	(150,800)	(10)	(11)	(973,400)	(1,358,000)
Further choral associations (former DCV members) ⁹	5,250	-	142,600	-	25,300	-	18	-	260,800	-
Association of German Concert Choirs (VDKC)	560	550	31,200	30,600	3,100	3,000	10	10	37,700	37,000
Working Group for Young People's Music (AMJ)	180	190	10,900	11,400	6,100	6,600	56	58	12,200	12,900
International Music Work Group (IAM)	n/a	n/a	1,100	1,300	640	800	58	62	1,100	1,000
Total secular associations¹⁰	(21,020)	(22,000)	(1,159,200)	(1,401,300)	(135,540)	(161,200)	(12)	(12)	(1,285,200)	(1,408,900)
Church associations										
Choruses in the Evangelical Church ⁶	19,620	20,140	362,400	370,600	(83,600)	(86,600)	(23)	(23)	n/a	n/a
Choruses in the Catholic Church ⁷	13,310	13,530	320,200	328,100	72,300	74,600	23	23	n/a	n/a
Total church associations	32,930	33,670	682,600	698,700	(155,900)	(161,200)	(23)	(23)	(682,600)	(698,700)
Total amateur vocal music¹⁰	(53,760)	(55,670)	(1,836,300)	(2,100,000)	(291,240)	(322,400)	(16)	(15)	(1,961,600)	(2,107,600)

Total

Grand total secular associations¹⁰	(41,680)	(41,680)	(1,793,100)	(2,014,500)	(503,490)	(519,950)	(28)	(26)	(2,751,700)	(2,825,200)
Grand total church associations	45,950	47,010	835,200	854,500	(193,400)	(200,000)	(24)	(24)	(835,200)	(854,500)
Grand total amateur instrumental and vocal music¹⁰	(87,630)	(88,690)	(2,628,300)	(2,869,000)	(696,890)	(719,950)	(27)	(25)	(3,586,900)	(3,679,700)

» Amateur instrumental and vocal music-making by association
Nachrichtlich:

In addition to members of amateur music-making associations, some other areas of amateur music making are also captured by statistics. These currently include, above all, more than 1.4 million pupils at 931 public music schools in the Association of German Music Schools (VdM). At public adult education centres, approximately 100,000 people participate in over 13,000 practical music courses. In addition, the National Association of Free Music Schools (bdfm) recorded almost 130,000 pupils in its 340 private member schools. Most recent data on lessons with private music teachers was provided by the German Youth Institute (DJI): its projections estimate the number of pupils in this area at 340,000 to 450,000 (9 to 12 year olds) and 500,000 to 630,000 (13 to 17 year olds).

	Most recent data refers to year	Active singers and instrumentalists	Children and adolescents	
			Absolute figures	%
Public music schools in the VdM ¹¹	2018	1,474,900	Children and adolescents up to 25 years: 1,282,440 87	
Private music schools in the bdfm ¹²	2016	127,000 (excluding pupils from co-operating schools)	104,140	82
Public adult education centres (VHS) ¹³ (practical music courses)	2018	101,400	n/a	n/a
Pupils taking private music lessons ¹⁴ (excluding private music schools)	2011-12	9 to 12-year-old pupils: 340,000 to 450,000 13 to 17-year-old pupils: 500,000 to 630,000	100	

The number of children and adolescents who play in school orchestras and choruses, bands and other school ensembles, can currently not be ascertained.¹⁵ On the numerous bands, orchestras, ensembles and choruses which are not organised in associations and are therefore active outside the structures presented here, no information is available either.

¹ The figures on children and adolescents must be viewed with caution for the following reasons: a) The information from the associations differs in its division into age groups. Some associations include children, adolescents and young adults up to the age of 26, as per the cut-off age in Germany's Youth Plan (Kinder- und Jugendplan des Bundes), whereas others use a lower cut-off age of up to 18 years. b) If an association has no data on children and adolescents, an unknown number of children and adolescents will not be taken into account. The total figures for children and adolescents in the various categories should therefore be regarded as minimum values. c) In some cases the figures for children and adolescents are estimates (see footnotes 4, 5 and 6).

² As the amateur church organisations differ in structure from secular associations, it is not possible to provide information on their associate membership. In the case of church music associations, therefore, the data on active musicians was used as minimum values for the sum total of all active and associate members.

³ The figures refer to active members, i. e. active musicians in the orchestras, ensembles and choruses of the respective associations and churches. In particular, the German Choral Association makes use of broader membership criteria (see footnote 8).

⁴ The figures for children and adolescents are based on an estimate from the Federal Association of German Amateur Orchestras (BDLO).

⁵ Information taken from *Evangelische Kirche in Deutschland: Die Äußerungen des kirchlichen Lebens*, ed. Evangelische Kirche in Deutschland (EKD) (Hanover, 2019) (data from 2017) and (Hanover, 2017) (data from 2015). As these EKD statistics do not contain any data on children and adolescents in brass ensembles, their number is calculated on the basis of an estimate of the proportion of children and adolescents (as of 2018) by the Evangelical Brass Service in Germany (Evangelischer Posaunendienst in Deutschland, or EPiD). The latter includes all brass ensembles and associations active in Germany, including those that do not belong to the EKD. Currently (as of 31/12/2018) the EPiD lists approximately 5,500 ensembles with roughly 100,000 active members.

» Amateur instrumental and vocal music-making by association

⁶ Information taken from *Evangelische Kirche in Deutschland: Die Äußerungen des kirchlichen Lebens*, ed. Evangelische Kirche in Deutschland (Hanover, 2019) (data from 2017) and (Hanover, 2017) (data from 2015). The survey lists choruses and instrumental ensembles for children and adolescents as a single figure rather than separating them into choral and instrumental groups. Assuming that most of the ensembles are choruses, the above chart assigns the information on ensembles for children and adolescents entirely to the choruses. The figures on Evangelical church choirs in the statistics of the EKD differ from those provided by the Choral Association of the Evangelical Church in Germany (CEK). The CEK consists of 19 choral associations of the regional churches of the Evangelical Church in Germany (EKD), *Christlicher Sängerbund*, *Evangelischer Sängerbund*, and the association for church music in Austria. Currently (as of 27/08/2020) the CEK counts approximately 15,100 choruses with roughly 396,000 singers. There also exist gospel choruses that view themselves as belonging to Evangelical congregations, but are often independently organised and thus may not be included in the EKD's statistics. Most recently the EKD's Sociological Institute listed some 3,000 gospel choruses in 2008; see Petra-Angela Ahrens: *BeGeisterung durch Gospelsingen: Erste bundesweite Befragung von Gospelchören*, ed. Sozialwissenschaftliches Institut der EKD (Hanover, 2009).

⁷ Information from the Working Committee of the Administrative Bodies and Departments for Church Music in Germany's Dioceses (data from 2019 and 2017). The General Cecilian Society and Pueri Cantores are included.

⁸ The decline in the reported membership figures of the German Choral Association (DCV) since 2017-18 must be seen against the background that information from the German Choral Association (DCV) for 2017-18 refers to the year 2017. Thus it does not take into account for the fact that nine statewide choral associations left the DCV since then. Their departure was only reflected in the data for 2019-20. The DCV works with the following membership criteria: (1) The association makes no distinction between active and associate members. (2) The figures include children and teachers who sing regularly in kindergartens and day care centres with FELIX and CARUSOS certification, which have municipal, private or church sponsorship. (3) The figures include participants in choral projects irrespective of the participants' membership status.

⁹ The figures include membership data of the following choral associations that left the DCV on 1 January 2018 or 2019: *Brandenburgischer Chorverband*, *Chorverband Niedersachsen-Bremen*, *Chorverband Rheinland-Pfalz*, *Mitteldeutscher Sängerbund* and *Rheinland-Pfälzischer Chorverband* as well as the individual associations that have been united in the Working Committee of Free Choral Associations (AGFC) since the end of 2018: *Bayerischer Sängerbund*, *Chorverband Bayerisch-Schwaben*, *Chorverband Mecklenburg-Vorpommern* and *Sängerbund Schleswig-Holstein*. The percentages of children and adolescents in the four individual associations and the AGFC vary greatly, with the AGFC showing the highest percentage of children and adolescents at over 30%. One reason for this is the focus of some AGFC member associations on choral class work in primary schools.

¹⁰ To a certain extent, the decline in the reported membership figures in the field of vocal amateur music-making since 2017-18 can be explained by differences of membership criteria between the DCV and the nine choral associations that left the DCV since then (see footnotes 8 and 9).

¹¹ From: *VdM-Jahresbericht 2019*, ed. Association of German Music Schools (Bonn, 2020). For more than five per cent of all music students no age information is available.

¹² From: *Volkshochschulstatistik 2018*, ed. Deutsches Institut für Erwachsenenbildung, 2nd revised edition (Bielefeld, 2020).

¹³ From: *Bundesverband der Freien Musikschulen. Statistik 2016*, ed. National Association of Free Music Schools (bdfm) (2017). This is a projection of data received from a survey of the bdfm's 340 member schools (response rate: 36 per cent). Including co-operating schools, the bdfm reports a total of 158,000 pupils for the year 2016. No data is available on the total number of music students at all private music schools in Germany.

¹⁴ Projection of the German Youth Institute (DJI) on the basis of the MediKuS Study 2011-12, published as *Medien, Kultur und Sport. Was Kinder und Jugendliche machen und ihnen wichtig ist. Die MediKuS-Studie*, ed. Mariana Grgic and Ivo Züchner (Weinheim and Basel, 2013).

¹⁵ The Leibniz Institute for Research and Information in Education (DIPF) estimated that 35,516 instrumental music ensembles and 17,716 vocal/choral ensembles exist at public schools, including vocational schools that lead to a general educational qualification. The basis of the estimate was a survey of school headmasters carried out in 2011 under the co-editorship of the DIPF, cf. Horst Weishaupt et al.: *Zur Situation kultureller Bildung an Schulen. Ergebnisse einer Schulleiterbefragung 2011*, ed. Gesellschaft zur Förderung Pädagogischer Forschung (GFPF) et al. (Frankfurt am Main, 2013).

Source: Compiled and calculated by the German Music Information Centre.