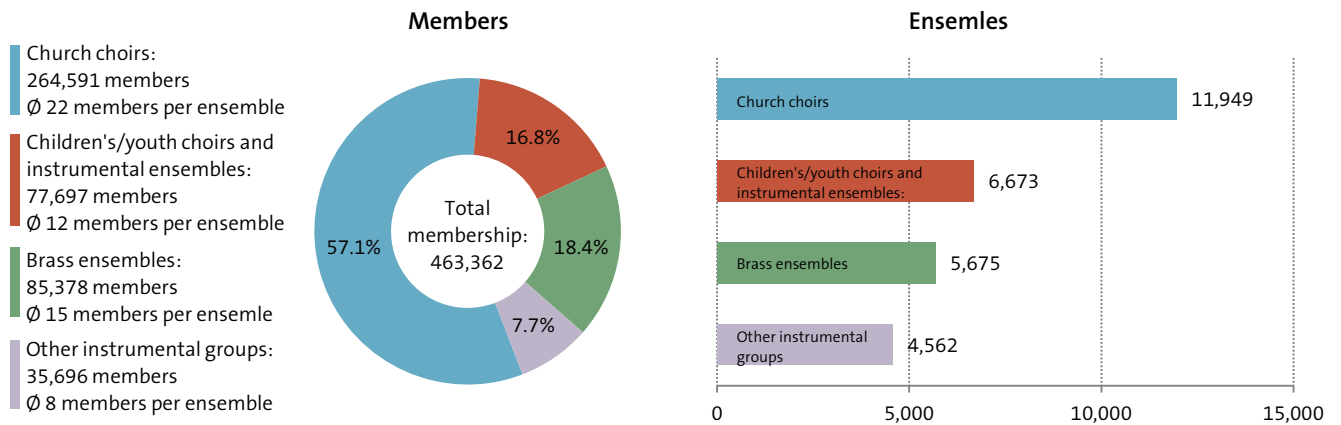
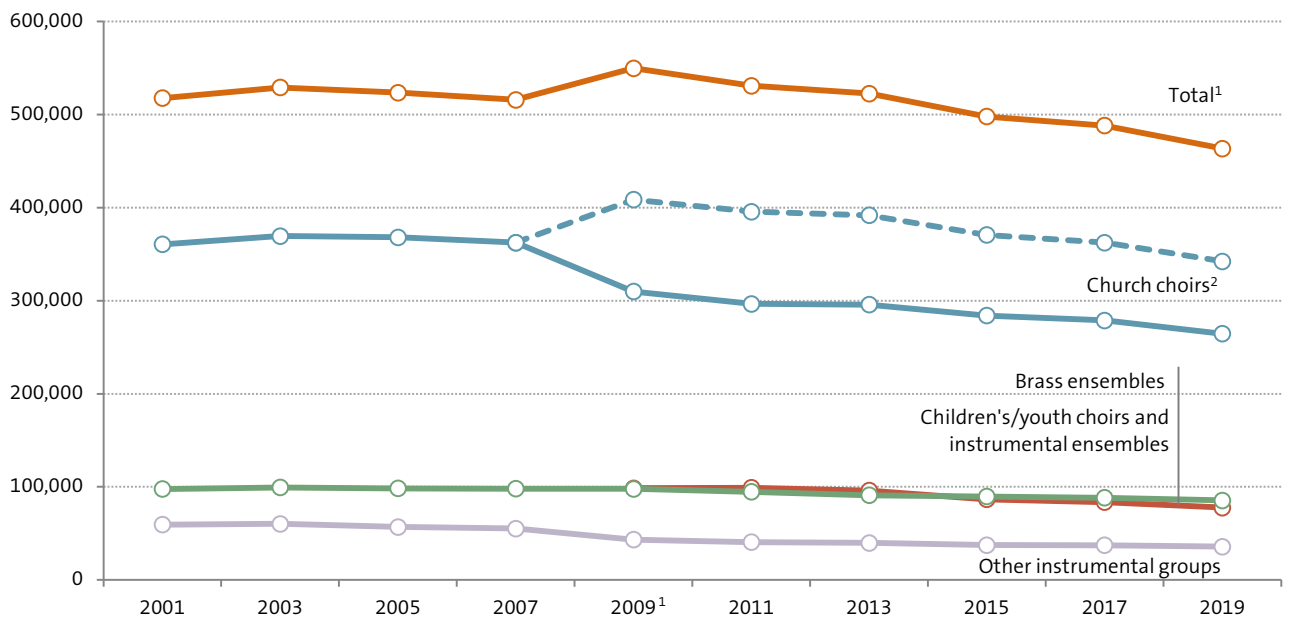


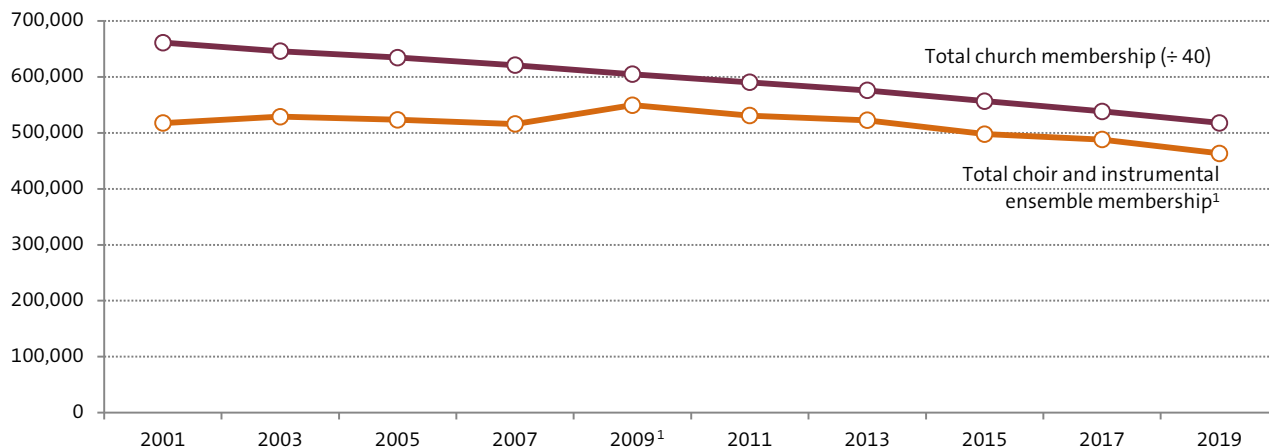
» Choirs and instrumental ensembles in the Evangelical Church

Choirs and instrumental ensembles (2019)



Number of members by type of ensemble over time



**» Choirs and instrumental ensembles in the Evangelical Church**
**Comparison of total church membership and total ensemble membership in the Evangelical Church**


		Church choirs	Children's/youth choirs and instrumental ensembles	Brass ensembles	Other instrumental groups	Total <sup>1</sup>	Church membership (in thousands)
2001	Ensembles	17,394	-	6,575	7,801	31,770	26,454
	Members	360,495	-	97,779	59,368	517,642	
	Members per ensemble	21	-	15	8	16	
2003	Ensembles	18,765	-	7,550	8,482	34,797	25,836
	Members	369,387	-	99,322	60,281	528,990	
	Members per ensemble	20	-	13	7	15	
2005	Ensembles	18,133	-	6,496	7,337	31,966	25,386
	Members	368,070	-	98,441	56,979	523,490	
	Members per ensemble	20	-	15	8	16	
2007	Ensembles	17,676	-	6,347	7,050	31,073	24,832
	Members	362,441	-	98,086	55,211	515,738	
	Members per ensemble	21	-	15	8	17	
2009 <sup>1</sup>	Ensembles	13,671	7,967	6,258	5,468	33,364	24,195
	Members	309,912	98,556	97,895	43,270	549,633	
	Members per ensemble	23	12	16	8	16	
2011	Ensembles	13,080	8,468	6,186	5,123	32,857	23,620
	Members	296,527	99,072	94,607	40,687	530,893	
	Members per ensemble	23	12	15	8	16	
2013	Ensembles	12,792	8,048	5,966	5,021	31,827	23,040
	Members	295,810	95,957	90,913	39,873	522,553	
	Members per ensemble	23	12	15	8	16	

» Choirs and instrumental ensembles in the Evangelical Church

		Church choirs	Children's/youth choirs and instrumental ensembles	Brass ensembles	Other instrumental groups	Total <sup>1</sup>	Church membership (in thousands)
2015	Ensembles	12,501	7,642	5,870	4,684	30,697	22,272
	Members	283,955	86,638	89,733	37,489	497,815	
	Members per ensemble	23	11	15	8	16	
2017	Ensembles	12,380	7,244	5,827	4,642	30,093	21,536
	Members	278,820	83,591	88,382	37,293	488,086	
	Members per ensemble	23	12	15	8	16	
2019	Ensembles	11,949	6,673	5,675	4,562	28,859	20,713
	Members	264,591	77,697	85,378	35,696	463,362	
	Members per ensemble	22	12	15	8	16	

<sup>1</sup> The first survey to list choirs and instrumental ensembles for children and young people was conducted in 2009. This methodological change may have caused further musical groups for children and young people to enter the statistics – a factor to be considered in the total number of ensembles and their membership over time. There also exist gospel choruses that view themselves as belonging to Evangelical congregations, but are often independently organised and thus may not be included in the EKD's statistics. Most recently the EKD's Sociological Institute listed some 3,000 gospel choruses in 2008; see Petra-Angela Ahrens: *BeGeisterung durch Gospelsingen: Erste bundesweite Befragung von Gospelchören*, ed. Sozialwissenschaftliches Institut der EKD (Hanover, 2009).

<sup>2</sup> Church choirs, including children's and youth choirs (estimated). The EKD lists choirs and instrumental ensembles for children and young people under a single heading rather than separating them into instrumental and vocal groups. The dotted line reflects the development of church choirs since 2009 under the assumption that most of the ensembles are active in the vocal area and thus should be counted as choirs.

Source: *Compiled and calculated by the German Music Information Centre from the various annual issues of Evangelische Kirche in Deutschland. Die Äußerungen des kirchlichen Lebens, published by the German Evangelical Church (EKD).*